


Carrot

Crop guide

Valid 2017

Seed and variety choice



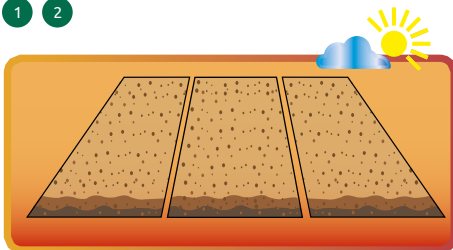
Improved variety

- High yield
- Disease resistant
- Good quality carrot
- Preferred by the market

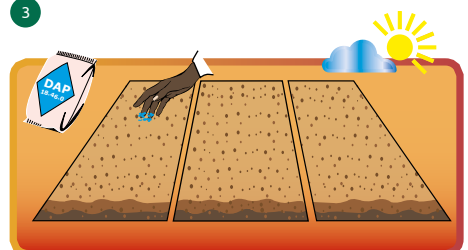
Land preparation

- 1 Select sandy loam soil type field
- 2 Make uniform beds
- 3 Basal application
 - * Organic manure (if available)
 - * Broad cast DAP with the amount of 132 kg/acre

1 2



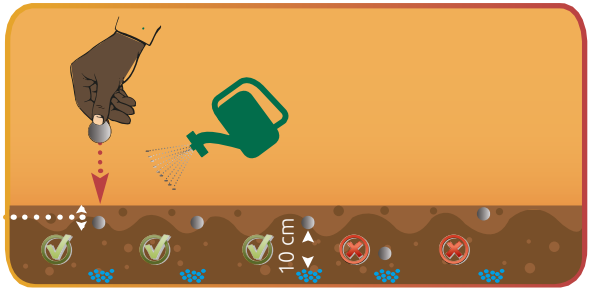
3



Sowing


- 1 Sow in late afternoon
- 2 Sowing depth

- Sowing depth = size of 2 seeds



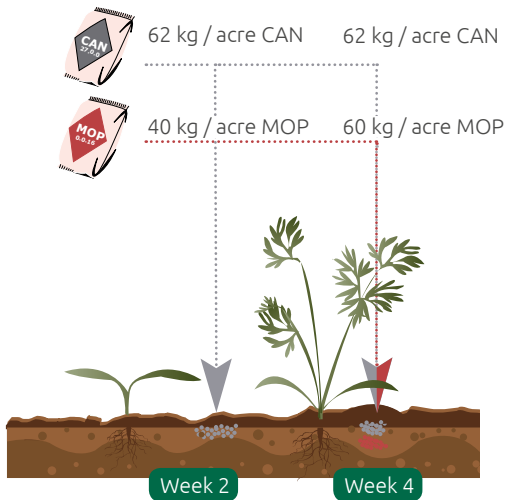
Thinning out and plant distance

- 1 Thinning 2 weeks after sowing
- 2 Keep the plant distance after thinning around 5 cm x 20 cm



Fertilization

- 1 Spread fertilizers on the field
- 2 Water thoroughly after incorporating the fertilizer



The fertilizer amount is based on 400,000 plants/acre

Crop protection

Insecticides



Active ingredient	Aphids (1)	Caterpillar
Thiamethoxam	👍	
Abamectin		
Imidacloprid	👍	
Abamectin	👍	👍
Deltamethrin	👍	
Cypermethrin		
Lamda cyhalothrin		👍
Lufenuron		👍

👍 = Recommended pesticides for the pest indicated.
Alternate active ingredients to prevent building up resistance.

Crop protection

Fungicides

Active ingredient	Efficiency	Control
Tebuconazole + triadmenol	Preventive + Curative	Powdery mildew 2
Triadimenol	Preventive + Curative	Powdery mildew
Sulphur	Preventive	Powdery mildew
Propamocarb	Preventive + Curative	Pythium (Soft rot)
Chlorothalonil + Azoxystrobin	Preventive	Leaf blight (Altenaria) 3



Spraying techniques

Wear protective gear



Good weather



Good nozzle



Wash after spraying



Windy weather



Rainy weather



Leaking nozzle



Beware of excessive chemicals



Do you need more information?

Please call +255 685 942 364
 SEVIA | P.O. Box 7211 | Moshi
 Visiting address | Lambo Mferejini | Hai |
www.sevia.biz

